


# NEW OFFICIALS


## HOW TO ADD YOURSELF AS AN OFFICIAL AND ENROLL IN YOUR OFFICIATING ORGANIZATION

To Enroll and Become a NEW Certified Official, please follow these steps:

1. If you are over 18, login to your USA Lacrosse account and proceed to Step C. Parents of those under 18 must follow steps A & B before proceeding.
  - a. Parents of Youth members will need to add their own email address so that they can login under their own account and get credit for the coursework. Under the **PARENT ACCOUNT**, click **MY HOUSEHOLD USERS** to add an email.



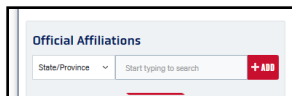
- b. Parents must also give permission by click on the "shield icon"  and enabling the "EDIT INVOLVEMENT TYPE" to proceed to the next step.



- c. Each new official needs to login and add the "Official" INVOLVEMENT TYPE to their profile. Click **VIEW/EDIT PROFILE** to add the Official role.



- d. Next, you will need to add yourself to your Local Officials Organization. Click on the **AFFILIATIONS** button and add your state and organization:



2. Logout and the log in again using your individual email. After logging in to **MY ACCOUNT**, click **E-LEARNING** in the menu of options.
3. Complete the following courses:
  - a. Boys or Girls Online Rules Course
  - b. Boys or Girls Annual Professional Development
  - c. Boys or Girls High School and Youth Exams
  - d. Cultural Competency (*if not already completed*)
4. Send Your Completed Certification to your local association trainer.
5. Your USA Lacrosse Local Certified Trainer will work with you to complete your On-Field Evaluation which will complete the certification process.

Questions? Email [officials@usalacrosse.com](mailto:officials@usalacrosse.com)